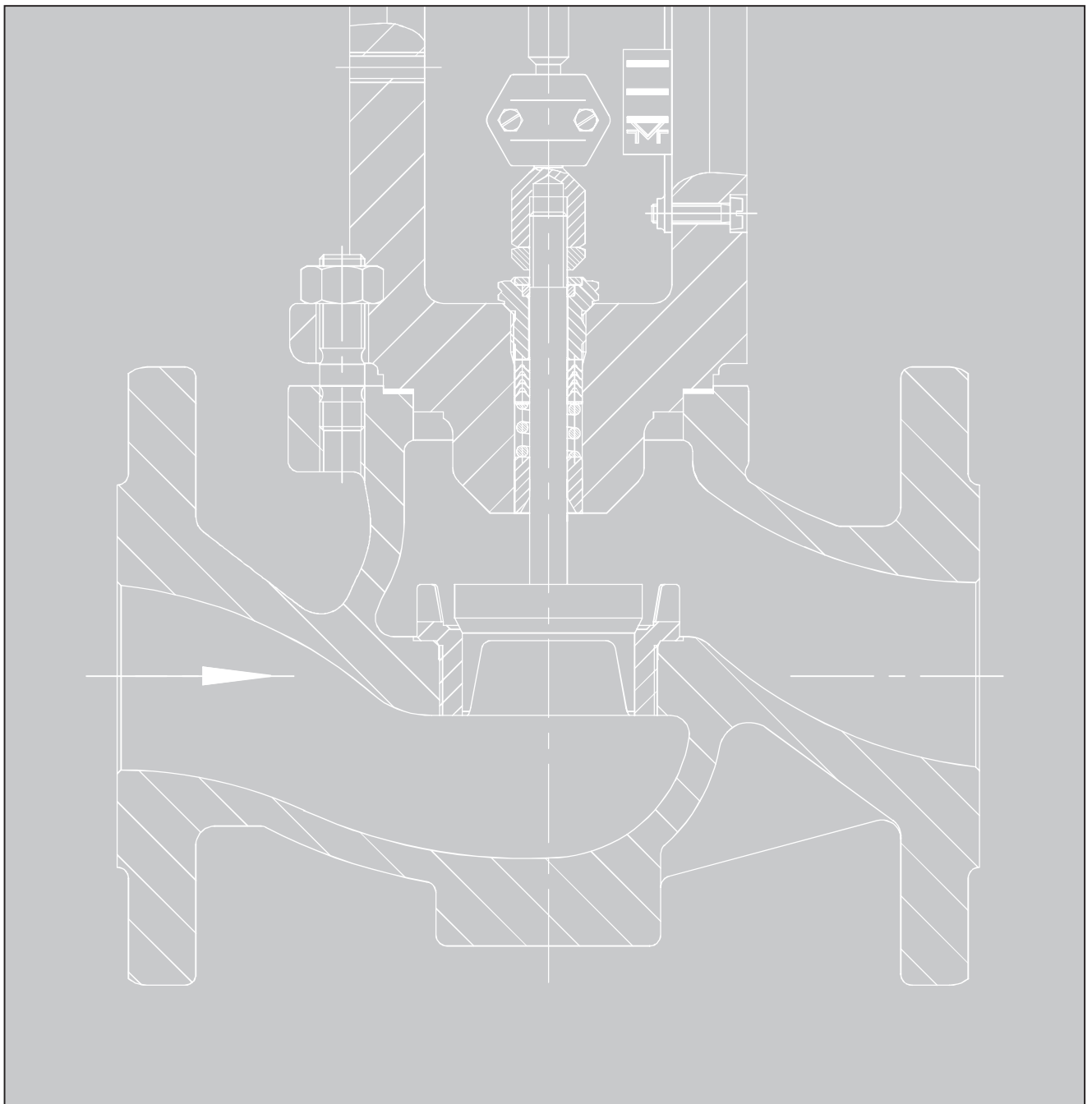


Information Sheet Part 3

Valve flow coefficients

Type 3241 · Type 3251 · Type 3254 · Type 3256



## Valve characteristics

This Information Sheet contains valve flow coefficients (according to IEC 60534-2-3) measured on the SAMSON test bench for all available nominal sizes and flow coefficients  $K_V$  for the Type 3241, Type 3251, and Type 3254 Globe Valves as well as for the Type 3256 Angle Valve.

The flow coefficients  $K_V$  are specified for a travel of up to 110 % to indicate the remaining reserve that the valves have.

Note! This overtravel cannot be implemented in valves with bellows seal.

The flow coefficients in Table 4 onwards are specified as  $C_V$  coefficients in gallons per minute (gpm) frequently used in Anglo-American regions.

You can use the graph paper in pages 18 and 34 to create your own characteristics or to make notes.

## Table of contents

$K_V$ tables	Page	$C_V$ tables	Page
1 · Flow coefficients $K_V$ for Type 3241 Globe Valve		4 · Flow coefficients $C_V$ for Type 3241 Globe Valve	
1.1 · Equal percentage characteristic	3	4.1 · Equal percentage characteristic	19
1.2 · Linear characteristic	4	4.2 · Linear characteristic	20
1.3 · Flow divider St I, equal percentage characteristic	5	4.3 · Flow divider St I, equal percentage characteristic	21
1.4 · Flow divider St I, linear characteristic	6	4.4 · Flow divider St I, linear characteristic	22
1.5 · Flow divider St III, equal percentage characteristic	7	4.5 · Flow divider St III, equal percentage characteristic	23
1.6 · Flow divider St III, linear characteristic	7	4.6 · Flow divider St III, linear characteristic	23
2 · Flow coefficients $K_V$ for Type 3251 Globe Valve and Type 3256 Angle Valve		5 · Flow coefficients $C_V$ for Type 3251 Globe Valve and Type 3256 Angle Valve	
2.1 · Equal percentage characteristic	8	5.1 · Equal percentage characteristic	24
2.2 · Linear characteristic	9	5.2 · Linear characteristic	25
2.3 · Flow divider St I, equal percentage characteristic	10	5.3 · Flow divider St I, equal percentage characteristic	26
2.4 · Flow divider St I, linear characteristic	11	5.4 · Flow divider St I, linear characteristic	27
2.5 · Flow divider St III, equal percentage characteristic	12	5.5 · Flow divider St III, equal percentage characteristic	28
2.6 · Flow divider St III, linear characteristic	12	5.6 · Flow divider St III, linear characteristic	28
3 · Flow coefficients $K_V$ for Type 3254 Globe Valve		6 · Flow coefficients $C_V$ for Type 3254 Globe Valve	
3.1 · Equal percentage characteristic	13	6.1 · Equal percentage characteristic	29
3.2 · Linear characteristic	14	6.2 · Linear characteristic	30
3.3 · Flow divider St I, equal percentage characteristic	15	6.3 · Flow divider St I, equal percentage characteristic	31
3.4 · Flow divider St I, linear characteristic	16	6.4 · Flow divider St I, linear characteristic	32
3.5 · Flow divider St III, equal percentage characteristic	17	6.5 · Flow divider St III, equal percentage characteristic	33
3.6 · Flow divider St III, linear characteristic	17	6.6 · Flow divider St III, linear characteristic	33

**Table 1.1 · Flow coefficients  $K_v$  for Type 3241 Globe Valve without flow divider and with equal percentage characteristic · Version with bellows up to max. 100 % travel**

Coefficients		Nominal size		Rated travel [mm]	Travel in % and associated flow coefficient $K_v$												
$K_v$ s	$C_v$	DN	NPS		0 %	5 %	10 %	20 %	30 %	40 %	50 %	60 %	70 %	80 %	90 %	100 %	110 %
0.1	0.12	15 · 20 25	1/4 · 3/4 1		0.0017	0.0024	0.0030	0.0043	0.0060	0.0084	0.0130	0.0192	0.0269	0.0418	0.0643	0.0985	0.150
0.16	0.2				0.0019	0.0024	0.0032	0.0048	0.0071	0.0116	0.018	0.027	0.040	0.058	0.093	0.172	0.267
0.25	0.3				0.0038	0.0044	0.0054	0.0082	0.0136	0.0210	0.0318	0.0482	0.0766	0.119	0.185	0.274	0.315
0.4	0.5	15 · 20 25 · 32 40 · 50	1/2 · 3/4 1		0.008	0.009	0.011	0.019	0.029	0.044	0.064	0.093	0.131	0.191	0.284	0.436	0.753
0.63	0.75				0.013	0.019	0.024	0.036	0.053	0.072	0.103	0.143	0.213	0.315	0.461	0.676	1.0
1	1.2				0.019	0.025	0.031	0.044	0.066	0.097	0.149	0.226	0.338	0.495	0.738	1.10	1.27
1.6	2	20 · 25 · 32 40 · 50	1/2 · 2 3		0.0240	0.0328	0.0410	0.0627	0.096	0.147	0.221	0.339	0.515	0.779	1.16	1.71	2.59
2.5	3				0.034	0.046	0.060	0.098	0.153	0.239	0.364	0.554	0.841	1.24	1.81	2.77	3.72
4	5				0.082	0.096	0.118	0.177	0.267	0.382	0.564	0.872	1.39	2.37	3.53	4.19	4.5
6.3	7.5	20 · 25 · 32 40 · 50	3/4 · 1 1 1/2 · 2	15	0.14	0.17	0.21	0.30	0.42	0.63	0.95	1.35	2.00	2.94	4.34	6.65	9.1
10	12				0.20	0.25	0.31	0.47	0.71	0.98	1.48	2.32	3.62	5.7	7.9	10.0	11.6
16	20	32 · 40 · 50	1 1/2 · 2	15	0.35	0.44	0.53	0.78	1.19	1.79	2.6	3.8	5.6	8.5	12.4	16.1	18.3
25	30				0.54	0.65	0.80	1.14	1.72	2.6	4.1	6.8	10.4	14.9	19.5	23.8	26.7
40	47	50 · 65 · 80	2 · 2 1/2 · 3	15	0.88	1.06	1.35	2.3	4.6	8.7	14.5	20.4	26.1	30.9	35.1	39.2	42.6
60	70				1.7	1.9	2.2	3.3	5.6	10.4	18.4	26.3	34.4	41.8	49.3	56.3	61.9
63	75	100 · 150	4 · 6	30	2.0	2.3	2.6	3.5	5.1	7.2	10.4	14.8	22.3	34.5	49.4	62.5	73.0
80	95				2.4	3.0	3.7	5.4	7.9	11.9	19.5	28.4	38.6	50.0	61.7	74.0	85.7
100	120	100 · 125 150	4 · 6	30	1.05	1.44	2.0	3.4	5.6	8.4	13.6	22.9	39.9	59.9	80.5	99.2	115.9
160	190				3.8	4.6	5.4	7.7	11.1	17.5	31.2	51.2	75.8	100.0	125.3	148.1	164.9
200	-	125	-	30	4.1	5.6	6.7	9.6	12.6	17.1	26.9	44.3	77.2	115.9	155.7	191.9	217.1
250	290	200 · 250 300	8 · 10 12	60	8.1	9.3	10.6	14.1	20.3	28.8	41.9	59.3	89.8	138.8	198.3	251.3	293.1
260	300				7.0	8.4	11.1	19.5	36.8	67.1	100.8	136.1	169.6	203.7	235.1	264.1	289.3
360	420	200 · 250 300	8 · 10 12	60	8.2	10.4	13.2	19.6	28.6	41.4	57.9	91.9	154.5	232.1	311.5	390.1	448.8
630	735				15.9	19.6	24.2	34.9	59.3	113.1	200.1	298.0	408.9	483.5	545.1	580.4	608.5
1000	1150	250 · 300 300	10 · 12	120	15.5	21.7	30.5	51.3	79.4	118.3	177.8	260.4	399.9	612.2	843.9	1074.2	1184.6
1500	1730				20.1	28.2	39.7	66.7	103.2	153.9	231.2	338.5	519.8	795.8	1097.0	1396.2	1485.9

**Table 1.2 · Flow coefficients Kv for Type 3241 Globe Valve without flow divider and with linear characteristic · Version with bellows up to max. 100 % travel**

Coefficient Kvs	Cv	Nominal size		Rated travel	Travel in % and associated flow coefficient Kv												
		DN	NPS		0 %	5 %	10 %	20 %	30 %	40 %	50 %	60 %	70 %	80 %	90 %	100 %	110 %
0.1	0.12	15 · 20 25	1/2 · 3/4 1		0.0014	0.0094	0.016	0.027	0.036	0.045	0.053	0.063	0.072	0.082	0.092	0.101	0.112
0.16	0.2				0.0032	0.0112	0.019	0.033	0.048	0.064	0.080	0.097	0.113	0.129	0.145	0.161	0.178
0.25	0.3				0.0049	0.025	0.039	0.064	0.088	0.111	0.135	0.159	0.182	0.206	0.230	0.254	0.277
0.4	0.5	25 · 32 40 · 50	1 1 1/2 · 2		0.0059	0.034	0.058	0.103	0.143	0.184	0.225	0.266	0.307	0.348	0.389	0.429	0.470
0.63	0.75				0.0066	0.049	0.085	0.150	0.211	0.271	0.332	0.393	0.454	0.515	0.575	0.636	0.697
1	1.2				0.009	0.070	0.121	0.219	0.321	0.423	0.525	0.627	0.729	0.831	0.933	1.035	1.138
1.6	2	20 · 25 · 32 40 · 50	3/4 · 1 1 1/2 · 2		0.025	0.105	0.187	0.352	0.523	0.693	0.864	1.035	1.205	1.38	1.55	1.72	1.89
2.5	3				0.046	0.138	0.250	0.499	0.780	1.06	1.34	1.62	1.90	2.2	2.5	2.7	3.0
4	5				0.047	0.24	0.44	0.84	1.24	1.64	2.0	2.4	2.8	3.2	3.6	4.1	4.5
6.3	7.5	32 · 40 · 50	1 1/2 · 2		0.081	0.43	0.75	1.36	2.0	2.6	3.2	3.8	4.4	5.0	5.6	6.2	6.8
10	12				0.09	0.63	1.1	2.1	3.1	4.2	5.2	6.2	7.2	8.2	9.2	10.3	11.3
16	20				0.36	1.23	2.0	3.6	5.1	6.7	8.3	9.9	11.4	13.1	14.9	16.7	18.5
25	30	40 · 50 65 · 80	1 1/2 · 2 2 1/2 · 3		0.59	0.77	1.22	3.0	5.6	8.1	10.7	13.2	15.8	18.4	20.9	23.5	26.1
40	47				0.92	1.25	1.94	4.5	8.6	12.9	17.2	21.5	25.8	30.1	34.4	38.7	43.0
60	70				1.0	4.8	8.2	15.0	21.8	28.5	35.3	41.7	47.7	53.2	58.7	64.3	69.8
63	75	50 · 65 · 80	2 · 2 1/2 · 3		1.7	2.5	4.6	11.4	18.5	25.6	32.7	39.9	47.0	54.1	61.2	68.3	75.4
80	95				1.3	4.5	7.7	13.6	19.5	25.4	32.3	40.0	48.7	57.4	66.1	74.7	83.4
100	120				2.5	3.8	7.8	19.5	31.2	42.9	54.6	66.2	77.9	89.6	101.3	113.0	124.7
160	190	100 · 125 150	4 · 6		4.2	5.9	11.2	27.5	43.2	58.8	74.5	90.2	105.9	121.6	137.2	152.9	166.8
200	-				6.3	8.8	16.2	34.4	54.6	74.8	94.9	115.1	135.3	155.4	175.6	195.7	215.9
250	290				8.2	10.8	19.2	41.5	69.4	97.4	125.3	153.3	181.3	209.2	237.2	265.1	293.1
260	300	200 · 250 300	6		6.0	8.2	12.0	25.5	49.2	81.0	116.8	150.1	182.1	213.4	244.7	276.0	303.5
360	420				9.2	13.4	23.2	57.3	99.5	141.8	184.1	226.3	268.6	310.9	353.1	395.4	437.7
630	735				19.1	41.6	66.9	120.4	176.9	233.4	290.0	346.5	403.0	459.5	516.1	572.6	625.1
1000	1150	250 · 300	10 · 12		15.4	24.7	57.5	162.3	274.1	385.8	497.5	609.3	721.0	832.8	944.5	1056.2	1158.0
1500	1730				20.1	33.2	89.9	238.3	383.7	529.1	674.5	819.9	965.3	1110.7	1256.1	1401.5	1486.9



**Table 1.4 · Flow coefficients Kv for Type 3241 Globe Valve with flow divider S1 and with linear characteristic · Version with bellows up to max. 100 % travel**

Coefficients		Nominal size		Rated travel	Travel in % and associated flow coefficient Kv													
Kvs	Cv	DN	NPS		Seat Ø [mm]	0 %	5 %	10 %	20 %	30 %	40 %	50 %	60 %	70 %	80 %	90 %	100 %	110 %
1.45	1.7	15 · 20 25	1/2 · 3/4 1	24	15	0.016	0.09	0.16	0.32	0.49	0.66	0.83	0.99	1.16	1.33	1.49	1.7	1.8
2.2	2.6					0.028	0.11	0.22	0.46	0.75	1.03	1.32	1.60	1.9	2.2	2.5	2.7	2.9
3.6	4.2	30 · 40 50	2 · 2 1/2 · 3	31	15	0.017	0.21	0.43	0.82	1.20	1.58	2.0	2.3	2.7	3.1	3.5	3.8	4.2
5.7	7					0.1	0.5	0.8	1.4	2.0	2.6	3.3	3.9	4.5	5.1	5.7	6.3	6.9
9	10.5	40 · 50 65 · 80	2 · 2 1/2 · 3	38	15	0.05	0.57	1.03	2.1	3.1	4.2	5.2	6.3	7.4	8.4	9.5	10.5	11.6
14.5	17					0.03	1.06	1.8	3.3	4.9	6.4	7.9	9.5	11.0	12.5	14.1	15.6	17.1
22	26	50 · 65 · 80	2 1/2 · 3	48	15	0.59	0.79	1.35	3.3	5.6	7.9	10.2	12.5	14.8	17.1	19.4	21.7	24.0
36	42					0.92	1.25	1.94	4.5	8.5	12.5	16.5	20.5	24.5	28.5	32.5	36.5	40.5
54	62	100 · 150	4 · 6	63	15	0.90	4.6	8.2	14.7	21.2	27.6	33.4	38.5	43.0	47.3	51.6	55.9	60.2
57	67					1.4	2.1	4.2	10.3	17.2	23.9	30.6	37.4	44.1	50.8	57.5	64.3	71.0
72	85	100 · 125 150	3	80	15	1.2	3.6	6.2	12.5	18.8	25.6	32.4	39.2	46.0	52.8	59.5	66.3	70.4
90	105					2.1	3.5	7.7	17.9	27.4	36.9	46.4	55.8	65.3	74.8	84.3	93.8	103.3
144	170	200 · 250 300	4 · 6	100	30	4.0	6.4	11.5	25.6	39.2	52.8	66.4	79.9	93.5	107.1	120.7	134.2	145.2
180	-					6.3	8.8	16.2	34.5	51.7	68.9	86.1	103.4	120.6	137.8	155.0	172.3	189.5
225	265	200 · 250 300	8 · 10 12	125	60	8.2	10.8	19.2	41.5	66.8	92.1	117.4	142.7	168.0	193.3	218.6	243.9	269.2
234	275					5.9	8.2	12.0	25.5	51.7	77.8	103.9	130.1	156.2	182.3	208.5	234.6	260.7
320	375	200 · 250 300	8 · 10 12	150	30	9.2	13.4	23.2	57.3	94.1	130.9	167.7	204.5	241.4	278.2	315.0	351.8	388.6
560	650					19.1	41.6	66.9	120.4	170.5	220.6	270.6	320.7	370.8	420.9	471.0	521.1	571.1
950	1040	250 · 300	10 · 12	250	120	13.8	22.2	51.8	146.1	246.6	347.2	447.8	548.3	648.9	749.5	850.0	950.6	1042.2
1350	1560					18.1	29.9	80.9	214.5	345.3	476.2	607.1	737.9	868.8	999.6	1130.5	1261.3	1392.2



**Table 2.1 · Flow coefficients Kv for Type 3251 Globe Valve and Type 3256 Angle Valve without flow divider and with equal percentage characteristic · Version with bellows up to max. 100 % travel**

Coefficients		Nominal size		Rated travel	Travel in % and associated flow coefficient Kv												
Kvs	Cv	DN	NPS		Seal Ø [mm]	0 %	5 %	10 %	20 %	30 %	40 %	50 %	60 %	70 %	80 %	90 %	100 %
0.1	0.12				0.0022	0.0029	0.0038	0.0062	0.009	0.013	0.018	0.025	0.034	0.051	0.074	0.094	0.111
0.16	0.2				0.0035	0.0046	0.0058	0.0087	0.012	0.017	0.023	0.031	0.042	0.061	0.095	0.157	0.222
0.25	0.3				0.0055	0.0061	0.0068	0.010	0.014	0.020	0.030	0.042	0.062	0.096	0.158	0.249	0.358
0.4	0.5				0.0076	0.0087	0.010	0.015	0.023	0.036	0.057	0.087	0.126	0.181	0.267	0.439	0.865
0.63	0.75				0.014	0.017	0.020	0.028	0.041	0.060	0.088	0.126	0.182	0.266	0.401	0.672	1.09
1	1.2				0.022	0.028	0.034	0.048	0.069	0.10	0.15	0.22	0.32	0.50	0.76	1.10	1.45
1.6	2				0.031	0.039	0.049	0.076	0.11	0.17	0.23	0.34	0.48	0.72	1.09	1.75	2.9
2.5	3				0.051	0.060	0.074	0.11	0.16	0.25	0.37	0.55	0.80	1.19	1.78	2.6	3.5
4	5	15 · 25 · 40 50 · 80	½ · 1 2 · 3	6	0.078	0.09	0.11	0.17	0.25	0.35	0.50	0.70	1.06	1.65	2.6	4.3	6.4
6.3	7.5	25 · 40 50 · 80	1 · 1½ 2 · 3	12	0.14	0.18	0.22	0.33	0.49	0.69	0.99	1.45	2.2	3.2	4.7	6.7	8.7
10	12				0.21	0.28	0.36	0.56	0.81	1.13	1.54	2.2	3.1	4.5	6.6	9.4	10.7
16	20	40 · 50 · 80	1½ · 2 · 3	15	0.34	0.45	0.56	0.87	1.27	1.83	2.6	3.8	6.0	9.8	13.5	16.5	18.7
25	30	40 · 50 80 · 100	1½ · 2 3 · 4	15	0.43	0.52	0.63	0.95	1.44	2.2	3.9	6.9	11.2	15.5	19.7	23.6	26.5
40	47	50 · 80 · 100	2 · 3 · 4	30	0.66	0.91	1.20	1.83	2.6	3.7	5.5	8.4	12.6	19.1	27.9	37.6	45.3
63	75	80 · 100 150	3 · 4 4	30	1.20	1.34	1.52	2.2	3.4	5.1	7.5	11.9	18.7	29.6	43.6	58.4	67.3
100	120				1.51	1.80	2.2	3.5	5.7	9.3	14.7	23.5	37.9	58.8	78.2	93.8	104.4
160	190	100 · 150 200	4 · 6 8	30	3.4	4.4	5.4	8.1	11.4	16.9	28.7	47.7	72.1	97.4	124.2	148.2	165.7
250	290	150 · 200	6 · 8	60	5.4	7.6	9.9	14.9	19.8	26.9	38.3	55.9	89.0	153.4	212.5	261.7	293.5
360	420				7.0	8.3	10.4	16.1	24.1	35.4	51.5	81.8	140.4	218.4	288.8	345.8	381.9
630	735	200	8	60	12.2	17.2	22.6	37.3	71.8	131.5	222.7	327.6	419.4	498.1	561.3	602.2	625.6

**Table 2.2 · Flow coefficients  $K_v$  for Type 3251 Globe Valve and Type 3256 Angle Valve without flow divider and with linear characteristic · Version with bellows up to max. 100 % travel**

Coefficients		Nominal size		Rated travel	Travel in % and associated flow coefficient $K_v$													
$K_v$ s	$C_v$	DN	NPS		Seat $\varnothing$ [mm]	0 %	5 %	10 %	20 %	30 %	40 %	50 %	60 %	70 %	80 %	90 %	100 %	110 %
0.1	0.12	15 · 25 40	$\frac{1}{2}$ · 1 1½	6	15	0.0022	0.0067	0.012	0.021	0.030	0.039	0.048	0.058	0.067	0.076	0.085	0.094	0.103
0.16	0.2					0.0035	0.0059	0.011	0.025	0.041	0.057	0.074	0.090	0.107	0.123	0.140	0.156	0.172
0.25	0.3					0.0039	0.011	0.022	0.046	0.070	0.094	0.117	0.141	0.165	0.189	0.213	0.236	0.260
0.4	0.5					0.0087	0.020	0.038	0.079	0.123	0.166	0.209	0.252	0.295	0.338	0.381	0.424	0.467
0.63	0.75					0.013	0.039	0.069	0.136	0.205	0.275	0.344	0.414	0.483	0.553	0.622	0.692	0.762
1	1.2					0.019	0.099	0.169	0.278	0.380	0.483	0.586	0.689	0.792	0.894	1.00	1.10	1.20
1.6	2					0.035	0.11	0.19	0.36	0.53	0.70	0.87	1.04	1.22	1.39	1.56	1.73	1.90
2.5	3					0.054	0.16	0.29	0.54	0.80	1.07	1.33	1.60	1.86	2.1	2.4	2.7	2.9
4	5					0.040	0.12	0.32	0.79	1.24	1.69	2.1	2.6	3.0	3.5	3.9	4.4	4.9
6.3	7.5					0.097	0.31	0.66	1.35	2.0	2.7	3.4	4.1	4.8	5.5	6.2	6.9	7.6
10	12	0.20	0.61	1.12	2.2	3.3	4.4	5.5	6.6	7.7	8.8	9.9	11.0	12.1				
16	20	0.19	0.95	1.79	3.5	5.3	7.0	8.8	10.5	12.3	14.0	15.8	17.5	19.3				
25	30	0.54	0.86	1.53	4.0	6.5	9.0	11.5	14.1	16.6	19.1	21.6	24.2	26.7				
40	47	0.66	1.49	3.2	7.8	12.1	16.5	20.8	25.1	29.4	33.8	38.1	42.4	46.8				
63	75	1.21	1.75	4.1	11.1	18.2	25.2	32.3	39.4	46.4	53.5	60.5	67.6	74.7				
100	120	1.18	2.3	6.3	17.3	28.3	39.2	50.1	61.0	72.0	82.9	93.8	104.8	115.7				
160	190	2.4	4.8	10.5	25.3	41.0	56.6	72.3	88.0	103.7	119.3	135.0	150.7	164.9				
250	290	5.5	9.0	19.6	46.4	75.0	103.5	132.1	160.7	189.3	217.8	246.4	275.0	303.5				
360	420	5.6	16.1	32.3	67.1	101.2	135.3	169.4	203.6	237.7	271.8	305.9	340.0	362.7				
630	735	10.1	29.0	58.2	120.8	182.2	243.6	305.0	366.4	427.8	489.2	550.6	612.0	652.8				

**Table 2.3 · Flow coefficients Kv for Type 3251 Globe Valve and Type 3256 Angle Valve with flow divider St I and with equal percentage characteristic · Version with bellows up to max. 100 % travel**

Coefficients		Nominal size		Rated travel [%]	Seat Ø [mm]	Travel in % and associated flow coefficient Kv												
Kvs	Cv	DN	NPS			0 %	5 %	10 %	20 %	30 %	40 %	50 %	60 %	70 %	80 %	90 %	100 %	110 %
1.45	1.7	15 · 25 40	½ · 1 1½	15	12	0.031	0.039	0.049	0.076	0.11	0.17	0.23	0.34	0.48	0.72	1.09	1.75	2.9
2.2	2.6					0.051	0.060	0.074	0.11	0.16	0.25	0.37	0.55	0.80	1.19	1.78	2.6	3.5
3.6	4.2	15 · 25 · 40 50 · 80	½" · 1 1½ · 2 · 3	15	24	0.078	0.093	0.11	0.17	0.25	0.35	0.50	0.70	1.06	1.65	2.6	4.3	6.4
5.7	7					0.14	0.18	0.22	0.33	0.49	0.69	0.99	1.45	2.2	3.2	4.7	6.7	8.7
9	10.5	25 · 40 50 · 80	1 · 1½ 2 · 3	15	24	0.21	0.28	0.36	0.56	0.81	1.13	1.54	2.2	3.1	4.5	6.6	9.4	10.7
14.5	17					0.34	0.45	0.56	0.87	1.27	1.83	2.6	3.8	6.0	9.8	13.5	16.5	18.7
22	26	40 · 50 80 · 100	1½ · 2 3 · 4	15	38	0.40	0.53	0.70	1.11	1.73	2.7	4.4	7.3	11.2	15.3	19.0	22.3	24.7
36	42					0.63	0.85	1.15	1.84	2.7	5.9	8.7	13.1	19.6	27.5	35.4	41.4	
57	67	80 · 100 150	3 · 4 6	30	63	1.23	1.58	2.0	3.1	4.5	6.5	9.3	13.1	19.2	28.6	40.9	52.2	59.9
90	105					1.40	1.76	2.4	4.1	6.3	9.5	13.9	21.3	33.9	49.9	66.6	81.8	90.8
144	170	100 · 150 200	4 · 6 8	30	100	3.1	3.9	4.6	6.3	8.9	14.0	23.7	41.2	63.2	86.4	110.7	132.4	144.8
225	265					4.9	6.8	8.7	12.7	17.4	32.9	47.6	75.9	122.6	167.7	206.5	226.2	
320	375	150 · 200	6 · 8	60	150	6.8	8.6	11.0	16.9	25.4	36.9	55.2	86.9	145.6	210.6	272.2	319.2	345.2
560	650					11.3	15.9	21.0	34.7	66.8	122.3	207.1	304.7	463.2	522.0	560.0	581.8	

**Table 2.4 · Flow coefficients  $K_v$  for Type 3251 Globe Valve and Type 3256 Angle Valve with flow divider St I and with linear characteristic · Version with bellows up to max. 100 % travel**

Coefficients		Nominal size		Seat $\varnothing$ [mm]	Rated travel [mm]	Travel in % and associated flow coefficient $K_v$												
$K_{vs}$	$C_v$	DN	NPS			0 %	5 %	10 %	20 %	30 %	40 %	50 %	60 %	70 %	80 %	90 %	100 %	110 %
1.45	1.7	15 · 25 40	½ · 1 1½	12	15	0.035	0.11	0.19	0.36	0.53	0.70	0.87	1.04	1.22	1.39	1.56	1.73	1.9
2.2	2.6					0.054	0.16	0.29	0.54	0.80	1.07	1.33	1.60	1.86	2.1	2.4	2.7	2.9
3.6	4.2	15 · 25 · 40 50 · 80	½ · 1 · 1½ 2 · 3	24	15	0.040	0.12	0.32	0.79	1.24	1.69	2.1	2.6	3.0	3.5	3.9	4.4	4.9
5.7	7					0.097	0.31	0.66	1.35	2.0	2.7	3.4	4.1	4.8	5.5	6.2	6.9	7.6
9	10.5	25 · 40 50 · 80	1 · 1½ 2 · 3	24	15	0.20	0.61	1.12	2.2	3.3	4.4	5.5	6.6	7.7	8.8	9.9	11.0	12.1
14.5	17					0.19	0.95	1.79	3.5	5.3	7.0	8.8	10.5	12.3	14.0	15.8	17.5	19.3
22	26	40 · 50 80 · 100	1½ · 2 3 · 4	38	15	0.32	0.81	1.63	3.7	5.9	8.2	10.4	12.6	14.8	17.1	19.3	21.5	23.7
36	42					0.54	1.72	3.6	7.5	11.5	15.4	19.4	23.3	27.3	31.2	35.2	39.1	43.1
57	67	80 · 100 150	3 · 4 6	63	30	1.02	2.22	4.3	10.3	16.3	22.3	28.4	34.4	40.4	46.5	52.5	58.5	64.5
90	105					0.83	4.2	8.3	17.2	25.9	34.6	43.3	52.0	60.7	69.4	78.1	86.8	95.5
144	170	100 · 150 200	4 · 6 8	100	30	2.30	4.8	9.6	23.1	37.2	51.3	65.4	79.5	93.6	107.7	121.8	135.9	150.0
225	265					4.26	7.62	15.96	37.85	60.53	83.22	105.90	128.6	151.3	174.0	196.6	219.3	242.0
320	375	150 · 200	6 · 8	125	60	5.2	14.8	29.8	61.7	93.1	124.5	155.9	187.3	218.6	250.0	281.4	312.8	333.6
560	650					9.4	27.0	54.1	112.3	169.4	226.5	283.6	340.7	397.8	454.9	512.0	569.2	607.1

**Table 2.5 · Flow coefficients  $K_v$  for Type 3251 Globe Valve with flow divider St III and with equal percentage characteristic · Version with bellows up to max. 100 % travel**

Coefficients		Nominal size		Rated travel [mm]	Travel in % and associated flow coefficient $K_v$												
$K_{vs}$	$C_v$	DN	NPS		0 %	5 %	10 %	20 %	30 %	40 %	50 %	60 %	70 %	80 %	90 %	100 %	110 %
3	3.5	80	3	15	0.078	0.093	0.11	0.17	0.25	0.35	0.50	0.70	1.06	1.65	2.6	4.3	6.4
4.8	5.6	80 · 100	3 · 4	15	0.14	0.18	0.22	0.33	0.49	0.69	0.99	1.45	2.2	3.2	4.7	6.7	8.7
7.5	9	100 · 150	4 · 6	30	0.21	0.28	0.36	0.56	0.81	1.13	1.54	2.2	3.1	4.5	6.6	9.4	10.7
12	14	150	6	30	0.34	0.45	0.56	0.87	1.27	1.83	2.6	3.8	6.0	9.8	13.5	16.5	18.7
20	23	80 · 100	3 · 4	30	0.40	0.53	0.70	1.11	1.73	2.7	4.4	7.3	11.2	15.3	19.0	22.3	24.7
30	35	100 · 150	4 · 6	30	0.63	0.85	1.15	1.84	2.7	4.0	5.9	8.7	13.1	19.6	27.5	35.4	41.4
47	55	150 · 200	6 · 8	60	1.23	1.58	2.0	3.1	4.5	6.5	9.3	13.1	19.2	28.6	40.9	52.2	59.9
75	90	200	8	60	1.4	1.5	2.1	3.6	5.7	8.5	12.1	18.4	30.0	45.6	60.6	72.9	82.5
120	140	80 · 100	3 · 4	30	2.6	3.5	4.8	7.6	10.8	16.0	25.2	41.1	59.7	77.5	94.3	109.4	119.3
190	220	100 · 150	4 · 6	60	4.1	5.6	7.2	10.6	14.4	19.4	27.3	39.5	63.0	101.7	139.2	171.4	187.7
270	315	150 · 200	6 · 8	60	5.8	7.5	10.3	17.4	26.8	38.2	55.6	88.1	140.9	190.9	233.2	265.3	290.3

**Table 2.6 · Flow coefficients  $K_v$  for Type 3251 Globe Valve with flow divider St III with linear characteristic · Version with bellows up to max. 100 % travel**

Coefficients		Nominal size		Rated travel [mm]	Travel in % and associated flow coefficient $K_v$												
$K_{vs}$	$C_v$	DN	NPS		0 %	5 %	10 %	20 %	30 %	40 %	50 %	60 %	70 %	80 %	90 %	100 %	110 %
3	3.5	80	3	15	0.040	0.12	0.32	0.79	1.24	1.69	2.1	2.6	3.0	3.5	3.9	4.4	4.9
4.8	5.6	80 · 100	3 · 4	15	0.097	0.31	0.66	1.35	2.0	2.7	3.4	4.1	4.8	5.5	6.2	6.9	7.6
7.5	9	100 · 150	4 · 6	30	0.20	0.61	1.12	2.2	3.3	4.4	5.5	6.6	7.7	8.8	9.9	11.0	12.1
12	14	150	6	30	0.19	0.95	1.79	3.5	5.3	7.0	8.8	10.5	12.3	14.0	15.8	17.5	19.3
20	23	80 · 100	3 · 4	30	0.32	0.81	1.63	3.7	5.9	8.2	10.4	12.6	14.8	17.1	19.3	21.5	23.7
30	35	100 · 150	4 · 6	60	0.54	1.72	3.6	7.5	11.5	15.4	19.4	23.3	27.3	31.2	35.2	39.1	43.1
47	55	150 · 200	6 · 8	60	1.02	2.22	4.3	10.3	16.3	22.3	28.4	34.4	40.4	46.5	52.5	58.5	64.5
75	90	200	8	60	0.74	3.7	7.4	15.3	23.1	30.8	38.5	46.3	54.0	61.8	69.5	77.3	85.0
120	140	80 · 100	3 · 4	30	1.91	4.0	8.0	19.2	30.9	42.6	54.3	66.0	77.7	89.4	101.1	112.8	124.5
190	220	100 · 150	4 · 6	60	3.5	6.3	13.2	31.4	50.2	69.1	87.9	106.7	125.6	144.4	163.2	182.0	200.9
270	315	150 · 200	6 · 8	60	4.3	12.3	24.7	51.2	77.3	103.3	129.4	155.4	181.5	207.5	233.6	259.6	276.9

**Table 3.1 - Flow coefficients  $K_v$  for Type 3254 Globe Valve without flow divider and with equal percentage characteristic - Version with bellows up to max. 100 % travel**

Kvs	Cv	Nominal size		Rated travel [mm]	Travel in % and associated flow coefficient Kv												
		DN	NPS		0 %	5 %	10 %	20 %	30 %	40 %	50 %	60 %	70 %	80 %	90 %	100 %	110 %
63	75	80 · 100 · 150	3 · 4 · 6	30	1.20	1.34	1.52	2.2	3.4	5.1	7.5	11.9	18.7	29.6	43.6	58.4	67.3
100	120	80 · 100 · 150 200 · 250	3 · 4 · 6 8 · 10	30	1.51	1.80	2.2	3.5	5.7	9.3	14.7	23.5	37.9	58.8	78.2	93.8	104.4
160	190	100 · 150 200 · 250 · 300	4 · 6 8 10 · 12	30	3.4	4.4	5.4	8.1	11.4	16.9	28.7	47.7	72.1	97.4	124.2	148.2	165.7
250	290	150 · 200 250 · 300	6 · 8 10 · 12	60	5.4	7.6	9.9	14.9	19.8	26.9	38.3	55.9	89.0	153.4	212.4	261.7	293.5
360	420	150 · 200 250 · 300 · 400	6 · 8 10 12 · 16	60	7.0	8.3	10.4	16.1	24.1	35.4	51.5	81.8	140.4	218.4	288.8	345.8	381.9
630	735	200 · 250 300 · 400	8 · 10 12 · 16	60	12.2	17.2	22.6	37.3	71.8	131.5	222.7	327.6	419.4	498.1	561.3	602.2	625.6
1000	1150	250 · 300 400	10 · 12 16	120	15.5	21.7	30.5	51.3	79.4	118.3	177.8	260.4	399.9	612.2	843.9	1074.2	1184.6
1500	1730	300 · 400	12 · 16	120	22.1	31.0	43.7	73.4	113.5	169.2	254.3	372.4	571.8	875.4	1206.7	1536.2	1694.0
2000	2300	400 · 500	16 · 20	120	27.8	39.1	55.0	92.4	142.9	213.0	320.1	468.7	719.8	1101.9	1518.9	1933.6	2132.3
2500	2900				35.1	49.3	69.3	116.5	180.2	268.6	403.6	591.0	907.5	1389.3	1915.1	2438.0	2688.4
4000	-	500	-	120	54.1	76.0	106.9	179.6	277.9	414.2	622.4	911.5	1399.6	2142.6	2953.5	3759.9	4146.1



**Table 3.3 - Flow coefficients  $K_v$  for Type 3254 Globe Valve with flow divider S1 and with equal percentage characteristic - Version with bellows up to max. 100 % travel**

Kvs	Cv	Nominal size		Seat $\varnothing$ [mm]	Rated travel [mm]	Travel in % and associated flow coefficient Kv												
		DN	NPS			0 %	5 %	10 %	20 %	30 %	40 %	50 %	60 %	70 %	80 %	90 %	100 %	110 %
57	67	80 · 100 · 150	3 · 4 · 6	63	30	1.23	1.58	2.0	3.1	4.5	6.5	9.3	13.1	19.2	28.6	40.9	52.2	59.9
90	105	80 · 100 · 150 200 · 250	3 · 4 · 6 8 · 10	80	30	1.40	1.76	2.4	4.1	6.3	9.5	13.9	21.3	33.9	49.9	66.6	81.8	90.8
144	170	100 · 150 200 · 250 · 300	4 · 6 8 10 · 12	100	30	3.1	3.9	4.6	6.3	8.9	14.0	23.7	41.2	63.2	86.4	110.7	132.4	144.8
225	265	150 · 200 250 · 300	6 · 8 10 · 12	125	60	4.9	6.8	8.7	12.7	17.4	23.4	32.9	47.6	75.9	122.6	167.7	206.5	226.2
320	375	150 · 200 250 300 · 400	6 · 8 10 12 · 16	150	60	6.8	8.6	11.0	16.9	25.4	36.9	55.2	86.9	145.6	210.6	272.2	319.2	345.2
560	650	200 · 250 300 · 400	8 · 10 12 · 16	200	60	11.3	15.9	21.0	34.7	66.8	122.3	207.1	304.7	390.1	463.2	522.0	560.0	581.8
900	1040	250 · 300 400	10 · 12 16	250	120	14.2	20.0	28.1	47.2	73.0	108.9	163.6	239.6	367.9	563.2	776.4	988.3	1089.8
1350	1560	300 · 400	12 · 16	300	120	20.3	28.6	40.2	67.5	104.4	155.7	233.9	342.6	526.1	805.4	1110.2	1413.3	1558.5
1800	2080	400 · 500	16 · 20	350	120	25.6	35.9	50.6	85.0	131.5	196.0	294.5	431.2	662.2	1013.8	1397.4	1779.0	1961.7
2250	2600			400		32.3	45.3	63.7	107.1	165.8	247.1	371.3	543.7	834.9	1278.2	1761.9	2243.0	2473.4
3600	-	500	-	500	120	49.8	69.9	98.3	165.2	255.6	381.1	572.6	838.5	1287.6	1971.2	2717.2	3459.1	3814.4




**Table 3.5 · Flow coefficients  $K_v$  for Type 3254 Globe Valve with flow divider St III and with equal percentage characteristic · Version with bellows up to max. 100 % travel**

Coefficients $K_v$	$C_v$	Nominal size		Rated travel (mm)	Travel in % and associated flow coefficient $K_v$												
		DN	NPS		0 %	5 %	10 %	20 %	30 %	40 %	50 %	60 %	70 %	80 %	90 %	100 %	110 %
47	55	100 · 150	4 · 6	30	1.23	1.58	2.0	3.1	4.5	6.5	9.3	13.1	19.2	28.6	40.9	52.2	59.9
75	90	150 · 200 250	6 · 8 10	30	1.4	1.5	2.1	3.6	5.7	8.5	12.1	18.4	30.0	45.6	60.6	72.9	82.5
120	140	150 · 200 250	6 · 8 10	30	2.6	3.5	4.8	7.6	10.8	16.0	25.2	41.1	59.7	77.5	94.3	109.4	119.3
190	220	200 · 250 300 · 400	8 · 10 12 · 16	60	4.1	5.6	7.2	10.6	14.4	19.4	27.3	39.5	63.0	101.7	139.2	171.4	187.7
270	315	200 · 250 300 · 400	8 · 10 12 · 16	60	5.8	7.5	10.3	17.4	26.8	38.2	55.6	88.1	140.9	190.9	233.2	265.3	290.3
480	560	250 · 300 400	10 · 12 16	60	9.42	13.29	17.48	28.93	55.7	101.9	172.6	253.9	325.0	386.0	435.0	466.7	484.8
750	880	300 · 400	12 · 16	120	15.5	21.9	29.6	49.2	72.9	106.9	155.6	225.0	326.2	466.6	610.5	742.6	831.3
1100	1280	400	16	120	16.1	22.7	31.9	53.6	82.9	123.5	185.6	271.8	417.4	639.0	880.9	1121.4	1236.6
1500	1730	400 · 500	16 · 20	120	20.6	28.9	40.7	68.4	105.7	157.6	236.9	346.9	532.6	815.4	1124.0	1430.9	1577.9
1900	-	500	-	120	26.3	36.9	52.0	87.3	135.1	201.4	302.7	443.3	680.6	1042.0	1436.4	1828.5	2016.3
3000	-	500	-	120	40.8	57.4	80.7	135.6	209.8	312.7	469.9	688.1	1056.7	1617.7	2229.9	2838.7	3130.3

**Table 3.6 · Flow coefficients  $K_v$  for Type 3254 Globe Valve with flow divider St III and with linear characteristic · Version with bellows up to max. 100 % travel**

Coefficients $K_v$	$C_v$	Nominal size		Rated travel (mm)	Travel in % and associated flow coefficient $K_v$												
		DN	NPS		0 %	5 %	10 %	20 %	30 %	40 %	50 %	60 %	70 %	80 %	90 %	100 %	110 %
47	55	100 · 150	4 · 6	30	1.02	2.22	4.3	10.3	16.3	22.3	28.4	34.4	40.4	46.5	52.5	58.5	64.5
75	90	150 · 200 250	6 · 8 10	30	0.74	3.7	7.4	15.3	23.1	30.8	38.5	46.3	54.0	61.8	69.5	77.3	85.0
120	140	150 · 200 250	6 · 8 10	30	1.91	4.0	8.0	19.2	30.9	42.6	54.3	66.0	77.7	89.4	101.1	112.8	124.5
190	220	200 · 250 300 · 400	8 · 10 12 · 16	60	3.5	6.3	13.2	31.4	50.2	69.1	87.9	106.7	125.6	144.4	163.2	182.0	200.9
270	315	200 · 250 300 · 400	8 · 10 12 · 16	60	4.3	12.3	24.7	51.2	77.3	103.3	129.4	155.4	181.5	207.5	233.6	259.6	276.9
480	560	250 · 300 400	10 · 12 16	60	7.6	21.9	44.0	91.2	137.6	183.9	230.3	276.6	323.0	369.3	415.7	462.1	492.8
750	880	300 · 400	12 · 16	120	15.0	24.7	54.1	127.9	206.7	285.5	364.4	443.2	522.0	600.8	679.6	758.4	837.2
1100	1280	400	16	120	18.3	52.6	105.6	219.2	330.6	442.0	553.4	664.8	776.2	887.6	999.0	1110.4	1192.2
1500	1730	400 · 500	16 · 20	120	28.2	46.4	101.6	240.3	388.3	536.3	684.3	832.3	980.3	1128.3	1276.3	1424.3	1572.4
1900	-	500	-	120	30.2	86.9	174.3	361.8	545.6	729.5	913.4	1097.3	1281.2	1465.0	1648.9	1832.8	1968.1
3000	-	500	-	120	46.4	133.2	267.3	554.7	836.6	1118.5	1400.4	1682.4	1964.3	2246.2	2528.1	2810.1	3009.6





**Table 4.2 · Flow coefficients Cv for Type 3241 Globe Valve without flow divider and with linear characteristic · Version with bellows up to max. 100 % travel**

Coefficients		Nominal size		Rated travel	Travel in % and associated flow coefficient Cv												
Cv	Kvs	NPS	DN		0 %	5 %	10 %	20 %	30 %	40 %	50 %	60 %	70 %	80 %	90 %	100 %	110 %
0.12	0.1	1/2 · 3/4 1	15 · 20 25		0.0016	0.0109	0.0185	0.0312	0.0416	0.052	0.0613	0.0728	0.0832	0.0948	0.1064	0.1168	0.1295
0.2	0.16				0.0037	0.0129	0.022	0.0382	0.0555	0.074	0.0925	0.1121	0.1306	0.1491	0.1676	0.1861	0.2058
0.3	0.25				0.0057	0.0289	0.0451	0.074	0.1017	0.1283	0.1561	0.1838	0.2104	0.2382	0.2659	0.2936	0.3202
0.5	0.4	1 1 1/2 · 2	25 · 32 40 · 50	15	0.0068	0.0393	0.0671	0.1191	0.1653	0.2127	0.2601	0.3075	0.3549	0.4023	0.4497	0.496	0.5434
0.75	0.63				0.0076	0.0566	0.0983	0.1734	0.2439	0.3133	0.3838	0.4543	0.5249	0.5954	0.6647	0.7353	0.8058
1.2	1				0.0104	0.0809	0.1399	0.2532	0.3711	0.489	0.6069	0.7249	0.8428	0.9607	1.0786	1.1965	1.3156
2	1.6	3/4 · 1 1 1/2 · 3	20 · 25 30 · 40 · 50	15	0.0289	0.1214	0.2162	0.4069	0.6046	0.8012	0.9988	1.1965	1.3931	1.5954	1.7919	1.9884	2.185
3	2.5				0.0532	0.1595	0.289	0.5769	0.9017	1.2254	1.5491	1.8728	2.1965	2.5434	2.8902	3.1214	3.4682
5	4				0.05	0.28	0.51	0.97	1.43	1.90	2.31	2.77	3.24	3.70	4.16	4.74	5.20
7.5	6.3	1 1/2 · 2 2 1/2 · 3	32 · 40 · 50	15	0.09	0.50	0.87	1.57	2.31	3.01	3.70	4.39	5.09	5.78	6.47	7.17	7.86
12	10				0.10	0.73	1.27	2.43	3.58	4.86	6.01	7.17	8.32	9.48	10.64	11.91	13.06
20	16	2 · 2 1/2 · 3	50 · 65 · 80	15	0.42	1.42	2.31	4.16	5.90	7.75	9.60	11.45	13.18	15.14	17.23	19.31	21.39
30	25				0.68	0.89	1.41	3.47	6.47	9.36	12.37	15.26	18.27	21.27	24.16	27.17	30.17
47	40	2 1/2 · 3	65 · 80	15	1.06	1.45	2.24	5.20	9.94	14.91	19.88	24.86	29.83	34.80	39.77	44.74	49.71
70	60				1.16	5.55	9.48	17.34	25.20	32.95	40.81	48.21	55.14	61.50	67.86	74.34	80.69
75	63	4 · 6	100 · 150	30	1.97	2.89	5.32	13.18	21.39	29.60	37.80	46.13	54.34	62.54	70.75	78.96	87.17
95	80				1.50	5.20	8.90	15.72	22.54	29.36	37.34	46.24	56.30	66.36	76.42	86.36	96.42
120	100	4 · 6	100 · 125 150	30	2.89	4.39	9.02	22.54	36.07	49.60	63.12	76.53	90.06	103.58	117.11	130.64	144.16
190	160				4.86	6.82	12.95	31.79	49.94	67.98	86.13	104.28	122.43	140.58	158.61	176.76	192.83
-	200	-	125	30	7.28	10.17	18.73	39.88	63.12	86.47	109.71	133.06	156.42	179.65	203.01	226.24	249.60
290	250	8 · 10 12	200 · 250 300	60	9.48	12.49	22.20	47.98	80.23	112.60	144.86	177.23	209.60	241.85	274.22	306.47	338.84
300	260	6	150	30	6.94	9.48	13.87	29.48	56.88	93.64	135.03	173.53	210.52	246.71	282.89	319.08	350.87
420	360	8 · 10 12	200 · 250 300	60	10.64	15.49	26.82	66.24	115.03	163.93	212.83	261.62	310.52	359.42	408.21	457.11	506.01
735	630				22.08	48.09	77.34	139.19	204.51	269.83	335.26	400.58	465.90	531.21	596.65	661.97	722.66
1150	1000	10 · 12	250 · 300	120	17.80	28.55	66.47	187.63	316.88	446.01	575.14	704.39	833.53	962.77	1091.9	1221.0	1338.7
1730	1500				23.24	38.38	103.93	275.49	443.58	611.68	779.77	947.86	1115.9	1284.1	1452.1	1620.2	1719.0



Table 4.4 · Flow coefficients Cv for Type 3241 Globe Valve with flow divider St I and with linear characteristic · Version with bellows up to max. 100 % travel

Coefficients		Nominal size		Seat Ø [mm]	Rated travel	Travel in % and associated flow coefficient Cv												
Cv	Kvs	NPS	DN			0 %	5 %	10 %	20 %	30 %	40 %	50 %	60 %	70 %	80 %	90 %	100 %	110 %
1.7	1.45					0.02	0.10	0.18	0.37	0.57	0.76	0.96	1.14	1.34	1.54	1.72	1.97	2.08
2.6	2.2	1/2 · 3/4 1	15 · 20 25			0.03	0.13	0.25	0.53	0.87	1.19	1.53	1.85	2.20	2.54	2.89	3.12	3.47
4.2	3.6					0.02	0.24	0.50	0.95	1.39	1.83	2.31	2.66	3.12	3.58	4.05	4.39	4.86
7	5.7					0.12	0.58	0.92	1.62	2.31	3.01	3.82	4.51	5.20	5.90	6.59	7.28	7.98
10.5	9		32 · 40 50	24		0.06	0.66	1.19	2.43	3.58	4.86	6.01	7.28	8.55	9.71	10.98	12.14	13.41
17	14.5			31		0.03	1.23	2.08	3.82	5.66	7.40	9.13	10.98	12.72	14.45	16.30	18.03	19.77
26	22	1 1/2 · 2 2 1/2 · 3	40 · 50 65 · 80	38	15	0.68	0.91	1.56	3.82	6.47	9.13	11.79	14.45	17.11	19.77	22.43	25.09	27.75
42	36	2 · 2 1/2 · 3	50 · 65 · 80	48	15	1.06	1.45	2.24	5.20	9.83	14.45	19.08	23.70	28.32	32.95	37.57	42.20	46.82
62	54	2 1/2 · 3	65 · 80	63	15	1.04	5.32	9.48	16.99	24.51	31.91	38.61	44.51	49.71	54.68	59.65	64.62	69.60
67	57	4 · 6	100 · 150	63	30	1.62	2.43	4.86	11.91	19.88	27.63	35.38	43.24	50.98	58.73	66.47	74.34	82.08
85	72	3	80	80	15	1.39	4.16	7.17	14.45	21.73	29.60	37.46	45.32	53.18	61.04	68.79	76.65	81.39
105	90	4 · 6	100 · 125 150	80	30	2.43	4.05	8.90	20.69	31.68	42.66	53.64	64.51	75.49	86.47	97.46	108.44	119.42
170	144	4 · 6	100 · 150	100	30	4.62	7.40	13.29	29.60	45.32	61.04	76.76	92.37	108.09	123.82	139.54	155.26	167.86
-	180	-	125	110	30	7.28	10.17	18.73	39.88	59.77	79.65	99.54	119.54	139.42	159.31	179.19	199.19	219.08
265	225	8 · 10 12	200 · 250 300	125	60	9.48	12.49	22.20	47.98	77.23	106.47	135.72	164.97	194.22	223.47	252.72	281.97	311.21
275	234	6	150	130	30	6.82	9.48	13.87	29.48	59.77	89.94	120.12	150.40	180.58	210.75	241.04	271.21	301.39
375	320	8 · 10 12	200 · 250 300	150	60	10.64	15.49	26.82	66.24	108.79	151.33	193.87	236.42	279.08	321.62	364.16	406.71	449.25
650	560	12	300	200	60	22.08	48.09	77.34	139.19	197.11	255.03	312.83	370.75	428.67	486.59	544.51	602.43	660.23
1040	900	10 · 12	250 · 300	250	120	15.95	25.66	59.88	168.90	285.09	401.39	517.69	633.87	750.17	866.47	982.66	1098.9	1204.9
1560	1350	12	300	300	120	20.92	34.57	93.53	247.98	399.19	550.52	701.85	853.06	1004.4	1155.6	1306.9	1458.1	1547.1

**Table 4.5 · Flow coefficients  $C_v$  for Type 3241 Globe Valve with flow divider St III and with equal percentage characteristic · Version with bellows up to max. 100 % travel**

Coefficients		Nominal size		Rated travel	Travel in % and associated flow coefficient $C_v$																		
					0 %	5 %	10 %	20 %	30 %	40 %	50 %	60 %	70 %	80 %	90 %	100 %	110 %						
$C_v$	$Kvs$	NPS	DN	Seat $\varnothing$																			
9	7.5	2	50	24	15	0.23	0.28	0.34	0.51	0.77	1.11	1.65	2.54	4.05	6.59	9.48	12.37	14.68					
23	20	2½ · 3	65 · 80	38	15	0.60	0.69	0.84	1.27	1.97	3.01	4.86	8.21	13.29	17.92	21.97	25.66	28.90					
35	30			48		0.87	0.94	1.14	2.31	4.97	9.36	15.38	21.50	27.17	32.25	36.65	40.92	44.05					
55	47	4 · 6	100 · 150	63	30	1.73	1.97	2.31	3.24	4.62	6.59	9.71	13.87	20.92	32.83	47.28	60.35	70.75					
-	75	-	125 · 150	80	30	1.27	1.62	2.31	3.93	6.13	8.67	13.41	22.43	39.19	58.84	79.08	97.46	113.87					
140	120	6	150	100	30	4.39	5.20	6.13	8.79	12.25	17.46	29.60	48.55	71.91	94.80	118.84	140.35	156.30					
220	190	8 · 10 1½	200 · 250 200	125	60	7.98	9.60	11.56	16.18	21.50	28.44	39.77	56.18	85.09	131.56	187.98	238.15	277.92					
315	270			150		9.36	11.91	14.80	21.97	33.76	48.09	66.01	97.92	148.44	210.98	280.35	354.22	389.71					
560	480	10 · 12	250 · 300	200	120	15.61	19.31	23.70	34.34	58.27	111.10	196.65	292.83	401.85	475.14	535.61	570.29	597.92					
880	750	12	300	250		15.14	21.27	29.94	50.40	78.03	116.30	174.80	255.95	392.95	601.50	829.25	1055.6	1164.1					

**Table 4.6 · Flow coefficients  $C_v$  for Type 3241 Globe Valve with flow divider St III and with linear characteristic · Version with bellows up to max. 100 % travel**

Coefficients		Nominal size		Rated travel	Travel in % and associated flow coefficient $C_v$																			
					0 %	5 %	10 %	20 %	30 %	40 %	50 %	60 %	70 %	80 %	90 %	100 %	110 %							
$C_v$	$Kvs$	NPS	DN	Seat $\varnothing$																				
9	7.5	2	50	24	15	0.06	0.66	1.19	2.43	3.58	4.86	6.01	7.28	8.55	9.71	10.98	12.14	13.41						
23	20	2½ · 3	65 · 80	38	15	0.73	0.96	1.42	3.47	6.24	8.90	11.68	14.45	17.23	19.88	22.66	25.43	28.21						
35	30			48		1.06	1.45	2.24	5.20	9.83	14.45	19.08	23.70	28.32	32.95	37.57	42.20	46.82						
55	47	4 · 6	100 · 150	63	30	1.56	2.43	4.86	11.91	19.88	27.63	35.38	43.24	50.98	58.73	66.47	74.34	82.08						
-	75	-	125 · 150	80	30	2.89	4.39	9.02	20.35	31.68	43.01	54.34	65.66	76.99	88.32	99.77	111.10	122.43						
140	120	6	150	100	30	4.39	6.82	12.72	27.51	42.43	57.23	72.14	87.05	101.85	116.76	131.56	146.47	161.27						
220	190	8 · 10 1½	200 · 250 200	125	60	8.32	12.49	22.20	47.98	73.29	98.73	124.16	149.60	175.03	200.46	225.90	251.33	276.76						
315	270			150		10.64	15.49	26.82	66.24	103.01	139.88	176.76	213.64	250.52	287.40	324.28	361.16	398.03						
560	480	10 · 12	250 · 300	200	120	18.73	40.92	65.66	118.27	173.87	229.36	284.97	340.46	396.07	451.56	507.17	562.66	614.34						
880	750	12	300	250		15.14	24.28	56.53	159.54	269.25	379.08	488.90	598.73	708.55	818.27	928.09	1037.9	1137.9						

**Table 5.1 · Flow coefficients Cv for Type 3251 Globe Valve and Type 3256 Angle Valve without flow divider and with equal percentage characteristic · Version with bellows up to max. 100 % travel**

Coefficients		Nominal size		Rated travel	Travel in % and associated flow coefficient Cv													
Cv	Kvs	NPS	DN		Seal Ø (mm)	0 %	5 %	10 %	20 %	30 %	40 %	50 %	60 %	70 %	80 %	90 %	100 %	110 %
0.12	0.1					0.0025	0.0034	0.0044	0.0072	0.0104	0.0150	0.0208	0.0289	0.0393	0.0590	0.0855	0.1087	0.1283
0.2	0.16					0.0040	0.0053	0.0067	0.0101	0.0139	0.0197	0.0266	0.0358	0.0486	0.0705	0.1098	0.1815	0.2566
0.3	0.25					0.0064	0.0071	0.0079	0.0116	0.0162	0.0231	0.0347	0.0486	0.0717	0.1110	0.1827	0.2879	0.4139
0.5	0.4				6	0.0088	0.0101	0.0116	0.0173	0.0266	0.0416	0.0659	0.1006	0.1457	0.2092	0.3087	0.5075	1.00
0.75	0.63					0.0162	0.0197	0.0231	0.0324	0.0474	0.0694	0.1017	0.1457	0.2104	0.3075	0.4636	0.7769	1.2601
1.2	1					0.0254	0.0324	0.0393	0.0555	0.0798	0.1156	0.1734	0.2543	0.3699	0.5780	0.8786	1.2717	1.6763
2	1.6					0.0358	0.0451	0.0566	0.0879	0.1272	0.1965	0.2659	0.3931	0.5549	0.8324	1.2601	2.0231	3.3526
3	2.5				12	0.0590	0.0694	0.0855	0.1272	0.1850	0.2890	0.4277	0.6358	0.9249	1.3757	2.0578	3.0058	4.0462
5	4					0.09	0.10	0.13	0.20	0.29	0.40	0.58	0.81	1.23	1.91	3.01	4.97	7.40
7.5	6.3					0.16	0.21	0.25	0.38	0.57	0.80	1.14	1.68	2.54	3.70	5.43	7.75	10.06
12	10					0.24	0.32	0.42	0.65	0.94	1.31	1.78	2.54	3.58	5.20	7.63	10.87	12.37
20	16					0.39	0.52	0.65	1.01	1.47	2.12	3.01	4.39	6.94	11.33	15.61	19.08	21.62
30	25					0.50	0.60	0.73	1.10	1.66	2.54	4.51	7.98	12.95	17.92	22.77	27.28	30.64
47	40					0.76	1.05	1.39	2.12	3.01	4.28	6.36	9.71	14.57	22.08	32.25	43.47	52.37
75	63					1.39	1.55	1.76	2.54	3.93	5.90	8.67	13.76	21.62	34.22	50.40	67.51	77.80
120	100					1.75	2.08	2.54	4.05	6.59	10.75	16.99	27.17	43.82	67.98	90.40	108.44	120.69
190	160					3.93	5.09	6.24	9.36	13.18	19.54	33.18	55.14	83.35	112.60	143.58	171.33	191.56
290	250					6.24	8.79	11.45	17.23	22.89	31.10	44.28	64.62	102.89	177.34	245.66	302.54	339.31
420	360					8.09	9.60	12.02	18.61	27.86	40.92	59.54	94.57	162.31	252.49	333.87	399.77	441.50
735	630					14.10	19.88	26.13	43.12	83.01	152.02	257.46	378.73	484.86	575.84	648.90	696.18	723.24

**Table 5.2 · Flow coefficients Cv for Type 3251 Globe Valve and Type 3256 Angle Valve without flow divider and with linear characteristic · Version with bellows up to max. 100 % travel**

Coefficients		Nominal size		Rated travel	Travel in % and associated flow coefficient Cv														
Cv	Kvs	NPS	DN		Seat Ø [mm]	0 %	5 %	10 %	20 %	30 %	40 %	50 %	60 %	70 %	80 %	90 %	100 %	110 %	
0.12	0.1			6	15	0.0025	0.0077	0.0139	0.0243	0.0347	0.0451	0.0555	0.0671	0.0775	0.0879	0.0983	0.1087	0.1191	
0.2	0.16					0.0040	0.0068	0.0127	0.0289	0.0474	0.0659	0.0855	0.1040	0.1237	0.1422	0.1618	0.1803	0.1988	
0.3	0.25					0.0045	0.0127	0.0254	0.0532	0.0809	0.1087	0.1353	0.1630	0.1908	0.2185	0.2462	0.2728	0.3006	
0.5	0.4					0.0101	0.0231	0.0439	0.0913	0.1422	0.1919	0.2416	0.2913	0.3410	0.3908	0.4405	0.4902	0.5399	
0.75	0.63					0.0150	0.0451	0.0798	0.1572	0.2370	0.3179	0.3977	0.4786	0.5584	0.6393	0.7191	0.80	0.8809	
1.2	1					0.0220	0.1145	0.1954	0.3214	0.4393	0.5584	0.6775	0.7965	0.9156	1.0335	1.1561	1.2717	1.3873	
2	1.6					0.0405	0.1272	0.2197	0.4162	0.6127	0.8092	1.0058	1.2023	1.4104	1.6069	1.8035	2.0	2.1965	
3	2.5					0.0624	0.1850	0.3353	0.6243	0.9249	1.2370	1.5376	1.8497	2.1503	2.4277	2.7746	3.1214	3.3526	
5	4					0.05	0.14	0.37	0.91	1.43	1.95	2.43	3.01	3.47	4.05	4.51	5.09	5.66	
7.5	6.3					0.11	0.36	0.76	1.56	2.31	3.12	3.93	4.74	5.55	6.36	7.17	7.98	8.79	
12	10			0.23	0.71	1.29	2.54	3.82	5.09	6.36	7.63	8.90	10.17	11.45	12.72	13.99			
20	16			0.22	1.10	2.07	4.05	6.13	8.09	10.17	12.14	14.22	16.18	18.27	20.23	22.31			
30	25			0.62	0.99	1.77	4.62	7.51	10.40	13.29	16.30	19.19	22.08	24.97	27.98	30.87			
47	40			0.76	1.72	3.70	9.02	13.99	19.08	24.05	29.02	33.99	39.08	44.05	49.02	54.10			
75	63			1.40	2.02	4.74	12.83	21.04	29.13	37.34	45.55	53.64	61.85	69.94	78.15	86.36			
120	100			1.36	2.66	7.28	20.0	32.72	45.32	57.92	70.52	83.24	95.84	108.44	121.16	133.76			
190	160			2.77	5.55	12.14	29.25	47.40	65.43	83.58	101.73	119.88	137.92	156.07	174.22	190.64			
290	250			6.36	10.40	22.66	53.64	86.71	119.65	152.72	185.78	218.84	251.79	284.86	317.92	350.87			
420	360			6.47	18.61	37.34	77.57	116.99	156.42	195.84	235.38	274.80	314.22	353.64	393.06	419.31			
735	630			11.68	33.53	67.28	139.65	210.64	281.62	352.60	423.58	494.57	565.55	636.53	707.51	754.68			

Table 5.3 · Coefficients Cv for Type 3251 Globe Valve and Type 3256 Angle Valve with flow divider St I and equal percentage characteristic · Version with bellows up to max. 100 % travel

Coefficients		Nominal size		Rated travel [mm]	Travel in % and associated flow coefficient Cv													
Cv	Kvs	NPS	DN		0 %	5 %	10 %	20 %	30 %	40 %	50 %	60 %	70 %	80 %	90 %	100 %	110 %	
1.7	1.45	½ · 1 1½	15 · 25 40	12	15	0.04	0.05	0.06	0.09	0.13	0.20	0.27	0.39	0.55	0.83	1.26	2.02	3.35
	2.6					0.06	0.07	0.09	0.13	0.18	0.29	0.43	0.64	0.92	1.38	2.06	3.01	4.05
4.2	3.6	½ · 1 1½ 2 · 3	15 · 25 40 50 · 80	24	15	0.09	0.11	0.13	0.20	0.29	0.40	0.58	0.81	1.23	1.91	3.01	4.97	7.40
						7	0.16	0.21	0.25	0.38	0.57	0.80	1.14	1.68	2.54	3.70	5.43	7.75
10.5	9	1 · 1½ 2 · 3	25 · 40 50 · 80	24	15	0.24	0.32	0.42	0.65	0.94	1.31	1.78	2.54	3.58	5.20	7.63	10.87	12.37
						17	0.39	0.52	0.65	1.01	1.47	2.12	3.01	4.39	6.94	11.33	15.61	19.08
26	22	½ · 2 3 · 4	40 · 50 80 · 100	38	15	0.46	0.61	0.81	1.28	2.0	3.12	5.09	8.44	12.95	17.69	21.97	25.78	28.55
						42	0.73	0.98	1.33	2.13	3.12	4.62	6.82	10.06	15.14	22.66	31.79	40.92
67	57	2 · 3 4	50 · 80 100	63	30	1.42	1.83	2.31	3.58	5.20	7.51	10.75	15.14	22.20	33.06	47.28	60.35	69.25
						105	1.62	2.03	2.77	4.74	7.28	10.98	16.07	24.62	39.19	57.69	76.99	94.57
170	144	4 · 6 8	100 · 150 200	100	30	3.58	4.51	5.32	7.28	10.29	16.18	27.40	47.63	73.06	99.88	127.98	153.06	167.40
						265	5.66	7.86	10.06	14.68	20.12	27.05	38.03	55.03	87.75	141.73	193.87	238.73
375	320	6 · 8	150 · 200	125	60	7.86	9.94	12.72	19.54	29.36	42.66	63.82	100.46	168.32	243.47	314.68	369.02	399.08
						650	13.06	18.38	24.28	40.12	77.23	141.39	239.42	352.25	450.98	535.49	603.47	647.40

**Table 5.4 · Flow coefficients  $C_v$  for Type 3251 Globe Valve and Type 3256 Angle Valve with flow divider St I and linear characteristic · Version with bellows up to max. 100 % travel**

Coefficients		Nominal size		Rated travel [mm]	Travel in % and associated flow coefficient $C_v$													
$C_v$	$Kvs$	NPS	DN		0 %	5 %	10 %	20 %	30 %	40 %	50 %	60 %	70 %	80 %	90 %	100 %	110 %	
1.7	1.45	1/2 · 1 1 1/2	15 · 25 40	12	15	0.04	0.13	0.22	0.42	0.61	0.81	1.01	1.20	1.41	1.61	1.80	2.00	2.20
2.6	2.2					0.06	0.18	0.34	0.62	0.92	1.24	1.54	1.85	2.15	2.43	2.77	3.12	3.35
4.2	3.6	1/2 · 1 1 1/2 2 · 3	15 · 25 40 50 · 80	24	15	0.05	0.14	0.37	0.91	1.43	1.95	2.43	3.01	3.47	4.05	4.51	5.09	5.66
7	5.7					0.11	0.36	0.76	1.56	2.31	3.12	3.93	4.74	5.55	6.36	7.17	7.98	8.79
10.5	9	1 · 1 1/2 2 · 3	25 · 40 50 · 80	24	15	0.23	0.71	1.29	2.54	3.82	5.09	6.36	7.63	8.90	10.17	11.45	12.72	13.99
17	14.5					0.22	1.10	2.07	4.05	6.13	8.09	10.17	12.14	14.22	16.18	18.27	20.23	22.31
26	22	1 1/2 · 2 3 · 4	40 · 50 80 · 100	38	15	0.37	0.94	1.88	4.28	6.82	9.48	12.02	14.57	17.11	19.77	22.31	24.86	27.40
42	36					0.62	1.99	4.16	8.67	13.29	17.80	22.43	26.94	31.56	36.07	40.69	45.20	49.83
67	57	2 · 3 4	50 · 80 100	63	30	1.18	2.57	4.97	11.91	18.84	25.78	32.83	39.77	46.71	53.76	60.69	67.63	74.57
105	90					0.96	4.86	9.60	19.88	29.94	40.0	50.06	60.12	70.17	80.23	90.29	100.35	110.40
170	144	4 · 6 8	100 · 150 200	100	30	2.66	5.55	11.10	26.71	43.01	59.31	75.61	91.91	108.21	124.51	140.81	157.11	173.41
265	225					4.92	8.81	18.45	43.76	69.98	96.21	122.43	148.67	174.91	201.16	227.28	253.53	279.77
375	320	6 · 8	150 · 200	125	60	6.01	17.11	34.45	71.33	107.63	143.93	180.32	216.53	252.72	289.02	325.32	361.62	385.66
650	560					10.87	31.21	62.54	129.83	195.84	261.85	327.86	393.87	459.88	525.90	591.91	658.03	701.85





Table 6.2 · Flow coefficients Cv for Type 3254 Globe Valve without flow divider and with linear characteristic · Version with bellows up to max. 100 % travel

Cv	Kvs	Nominal size		Seat Ø [mm]	Rated travel [mm]	Travel in % and associated flow coefficient Cv												
		NPS	DN			0 %	5 %	10 %	20 %	30 %	40 %	50 %	60 %	70 %	80 %	90 %	100 %	110 %
75	63	3 · 4 6	80 · 100 150	63	30	1.40	2.02	4.74	12.83	21.04	29.13	37.34	45.55	53.64	61.85	69.94	78.15	86.36
120	100	3 · 4 6 8 · 10	80 · 100 150 200 · 250	80	30	1.36	2.66	7.28	20.00	32.72	45.32	57.92	70.25	83.24	95.84	108.44	121.16	133.76
190	160	4 · 6 8 10 · 12	100 · 150 200 250 · 300	100	30	2.77	5.55	12.14	29.25	47.40	65.43	83.58	101.73	119.88	137.92	156.07	174.22	190.64
290	250	6 · 8 10 · 12	150 · 200 250 · 300	125	60	6.36	10.40	22.66	53.64	86.71	119.65	152.72	185.78	218.84	251.79	284.86	317.92	350.87
420	360	6 · 8 10 12 · 16	150 · 200 250 300 · 400	150	60	6.47	18.61	37.34	77.57	116.99	156.42	195.84	235.38	274.80	314.22	353.64	393.06	419.31
735	630	8 · 10 12 · 16	200 · 250 300 · 400	200	60	11.68	33.53	67.28	139.65	210.64	281.62	352.60	423.58	494.57	565.55	636.53	707.51	754.68
1150	1000	10 · 12 16	250 · 300 400	250	120	24.86	40.81	89.36	211.33	341.50	471.56	601.73	731.91	862.08	992.14	1122.3	1252.5	1382.7
1730	1500	12 · 16	300 · 400	300	120	29.83	85.78	172.02	356.88	538.27	719.65	901.04	1082.4	1263.8	1445.3	1626.7	1808.1	1941.3
2300	2000	16 · 20	400 · 500	350	120	44.16	72.49	158.73	375.38	606.59	837.80	1069.1	1300.4	1531.6	1762.8	1994.0	2225.2	2456.4
2900	2500			400		46.01	132.14	265.20	550.29	830.06	1109.7	1389.5	1669.1	1948.8	2228.6	2508.2	2788.0	2993.8
-	4000	-	500	500	120	73.99	212.49	426.24	884.51	1334.0	1783.6	2233.1	2682.7	3132.3	3581.7	4031.3	4480.8	4799.1



Table 6.4 · Flow coefficients Cv for Type 3254 Globe Valve with flow divider S/I and with linear characteristic · Version with bellows up to max. 100 % travel


Cv	Kvs	Nominal size		Seat Ø [mm]	Rated travel [mm]	Travel in % and associated flow coefficient Cv												
		NPS	DN			0 %	5 %	10 %	20 %	30 %	40 %	50 %	60 %	70 %	80 %	90 %	100 %	110 %
67	57	3 · 4 6	80 · 100 150	63	30	1.18	2.57	4.97	11.91	18.84	25.78	32.83	39.77	46.71	53.76	60.69	67.63	74.57
105	90	3 · 4 6 8 · 10	80 · 100 150 200 · 250	80	30	0.96	4.86	9.60	19.88	29.94	40.00	50.06	60.12	70.17	80.23	90.29	100.35	110.40
170	144	4 · 6 8 10 · 12	100 · 150 200 250 · 300	100	30	2.66	5.55	11.10	26.71	43.01	59.31	75.61	91.91	108.21	124.51	140.81	157.11	173.41
265	225	6 · 8 10 · 12	150 · 200 250 · 300	125	60	4.92	8.81	18.45	43.76	69.98	96.21	122.43	148.67	174.91	201.16	227.28	253.53	279.77
375	320	6 · 8 10 12 · 16	150 · 200 250 300 · 400	150	60	6.01	17.11	34.45	71.33	107.63	143.93	180.23	216.53	252.72	289.02	325.32	361.62	385.66
650	560	8 · 10 12 · 16	200 · 250 300 · 400	200	60	10.87	31.21	62.54	129.83	195.84	261.85	327.86	393.87	459.88	525.90	591.91	658.03	701.85
1040	900	10 · 12 16	250 · 300 400	250	120	22.66	37.23	81.39	192.49	310.98	429.48	548.09	666.59	785.09	903.70	1022.2	1140.7	1259.3
1560	1350	12 · 16	300 · 400	300	120	27.40	78.84	158.27	328.32	495.26	662.08	829.02	995.84	1162.8	1329.6	1496.5	1663.5	1786.0
2080	1800	16 · 20	400 · 500	350	120	40.58	66.71	146.01	345.43	558.15	770.87	983.58	1196.3	1409.0	1621.7	1834.5	2047.2	2259.9
2600	2250			400	120	42.31	121.62	243.93	506.24	763.58	1020.9	1278.3	1535.6	1792.9	2050.3	2307.6	2565.0	2754.2
-	3600	-	500	500	120	67.98	195.49	392.14	813.76	1227.3	1640.9	2054.5	2468.1	2881.6	3295.3	3708.8	4122.4	4415.1

**Table 6.5 · Flow coefficients  $C_v$  for Type 3254 Globe Valve with flow divider St III and with equal percentage characteristic · Version with bellows up to max. 100 % travel**

Coefficients $C_v$	$K_{vs}$	Nominal size		Rated travel [mm]	Seat $\varnothing$ [mm]	Travel in % and associated flow coefficient $C_v$												
		NPS	DN			0 %	5 %	10 %	20 %	30 %	40 %	50 %	60 %	70 %	80 %	90 %	100 %	110 %
55	47	4 · 6	100 · 150	30	63	1.42	1.83	2.31	3.58	5.20	7.51	10.75	15.14	22.20	33.06	47.28	60.35	69.25
90	75	6 · 8 10	150 · 200 250	30	80	1.62	1.73	2.43	4.16	6.59	9.83	13.99	21.27	34.68	52.72	70.06	84.28	95.38
140	120	6 · 8 10	150 · 200 250	30	100	3.01	4.05	5.55	8.79	12.49	18.50	29.13	47.51	69.02	89.60	109.02	126.47	137.92
220	190	6 · 8 10	150 · 200 250	60	125	4.74	6.47	8.32	12.25	16.65	22.43	31.56	45.66	72.83	117.57	160.92	198.15	216.99
315	270	8 · 10 12 · 16	200 · 250 300 · 400	60	150	6.71	8.67	11.91	20.12	30.98	44.16	64.28	101.85	162.89	220.69	269.60	306.71	335.61
560	480	10 · 12 16	250 · 300 400	60	200	10.89	15.36	20.21	33.45	64.39	117.80	199.54	293.53	375.72	446.24	502.89	539.54	560.46
880	750	12 · 16	300 · 400	120	250	17.92	25.32	34.22	56.88	84.28	123.58	179.88	260.12	377.11	539.42	705.78	858.50	961.04
1280	1100	16	400	120	300	18.61	26.24	36.88	61.97	95.84	142.77	214.57	314.22	482.54	738.73	1018.4	1296.4	1429.6
1730	1500	16 · 20	400 · 500	120	350	23.82	33.41	47.05	79.08	122.20	182.20	273.87	401.04	615.72	942.66	1299.4	1654.2	1824.2
-	1900	-	500	120	400	30.40	42.66	60.12	100.92	156.18	232.93	349.94	512.49	786.82	1204.6	1660.6	2113.9	2331.0
-	3000	-	500	120	500	47.17	66.36	93.29	156.76	242.54	361.50	543.24	795.49	1221.6	1870.2	2577.9	3281.7	3618.8

**Table 6.6 · Flow coefficients  $C_v$  for Type 3254 Globe Valve with flow divider St III and with linear characteristic · Version with bellows up to max. 100 % travel**

Coefficients $C_v$	$K_{vs}$	Nominal size		Rated travel [mm]	Seat $\varnothing$ [mm]	Travel in % and associated flow coefficient $C_v$												
		NPS	DN			0 %	5 %	10 %	20 %	30 %	40 %	50 %	60 %	70 %	80 %	90 %	100 %	110 %
55	47	4 · 6	100 · 150	30	63	1.18	2.57	4.97	11.91	18.84	25.78	32.83	39.77	46.71	53.76	60.69	67.63	74.57
90	75	6 · 8 10	150 · 200 250	30	80	0.86	4.28	8.55	17.69	26.71	35.61	44.51	53.53	62.43	71.45	80.35	89.36	98.27
140	120	6 · 8 10	150 · 200 250	30	100	2.21	4.62	9.25	22.20	35.72	49.25	62.77	76.30	89.83	103.35	116.88	130.40	143.93
220	190	6 · 8 10	150 · 200 250	60	125	4.05	7.28	15.26	36.30	58.03	79.88	101.62	123.35	145.20	166.94	188.67	210.40	232.25
315	270	8 · 10 12 · 16	200 · 250 300 · 400	60	150	4.97	14.22	28.55	59.19	89.36	119.42	149.60	179.65	209.83	239.88	270.06	300.12	320.12
560	480	10 · 12 16	250 · 300 400	60	200	8.79	25.32	50.87	105.43	159.08	212.60	266.24	319.77	373.41	426.94	480.58	534.22	569.71
880	750	12 · 16	300 · 400	120	250	17.34	28.55	62.54	147.86	238.96	330.06	421.27	512.37	603.47	694.57	785.66	876.76	967.86
1280	1100	16	400	120	300	21.16	60.81	122.08	253.41	382.20	510.98	639.77	768.55	897.34	1026.1	1154.9	1283.7	1378.3
1730	1500	16 · 20	400 · 500	120	350	32.60	53.64	117.46	277.80	448.90	620.00	791.10	962.20	1133.3	1304.4	1475.5	1646.6	1817.8
-	1900	20	500	120	400	34.91	100.46	201.50	418.27	630.75	843.35	1055.9	1268.5	1481.2	1693.6	1906.2	2118.8	2275.3
-	3000	20	500	120	500	53.64	154.0	309.02	641.27	967.17	1293.1	1618.9	1945.0	2270.9	2596.8	2922.7	3248.7	3479.3







**SAMSON AG · MESS- UND REGELTECHNIK**  
Weismüllerstraße 3 · 60314 Frankfurt am Main · Germany  
Phone: +49 69 4009-0 · Fax: +49 69 4009-1507  
Internet: <http://www.samson.de>

**T 8000-3 EN**

2009-10